





Ideal para tubos de cobre, latão, alumínio, Bundy e aço recozido. Recomendados para pressão de trabalho de até 5000 libras/pol².


Porca <i>Nut / Virola</i>	P/Tubo <i>Tube Of</i>	Rosca <i>Screw</i>
	1/8	5/16x24 F.
	3/16	3/8x24 F.
	1/4	7/16x20 F.
	5/16	1/2x20 F.
	3/8	5/8x18 F.
	1/2	3/4x16 F.
	5/8	7/8x14 F.
	3/4	1"1/16x14 F.
	1	1"5/16x12 F.
	641F	


União <i>Union / Unión</i>	P/Tubo <i>Tube Of</i>
	1/8
	3/16
	1/4
	5/16
	3/8
	1/2
	5/8
	3/4
	1
	642F


Tee União <i>Union Tee Unión T</i>	P/Tubo <i>Tube Of</i>
	1/8
	3/16
	1/4
	5/16
	3/8
	1/2
	5/8
	3/4
	1
	644F


Conector Fêmea <i>Female Connector</i> <i>Conector Hembra</i>	Tubo x Rosca <i>Tube x Thread</i>
	1/4 x 1/8 NPT
	1/4 x 1/4 NPT
	5/16 x 1/8 NPT
	5/16 x 1/4 NPT
	5/16 x 3/8 NPT
	3/8 x 1/4 NPT
	3/8 x 3/8 NPT
	3/8 x 1/2 NPT
	1/2 x 1/4 NPT
	1/2 x 3/8 NPT
1/2 x 1/2 NPT	
646F	


Conector Macho <i>Male Connector</i> <i>Conector Macho</i>	Tubo x Rosca <i>Tube x Thread</i>	Tubo x Rosca <i>Tube x Thread</i>
	1/4 x 1/8 NPT	3/8 x 1/4 NPT
	1/4 x 1/4 NPT	3/8 x 3/8 NPT
	1/4 x 3/8 NPT	3/8 x 1/2 NPT
	1/4 x 1/2 NPT	1/2 x 1/4 NPT
	5/16 x 1/8 NPT	1/2 x 3/8 NPT
	5/16 x 1/4 NPT	1/2 x 1/2 NPT
	5/16 x 3/8 NPT	5/8 x 1/2 NPT
	5/16 x 1/2 NPT	3/4 x 1/2 NPT
	3/8 x 1/8 NPT	3/4 x 3/4 NPT
	648F	


Cotovelo Macho <i>Male Elbow</i> <i>Codo Macho</i>	Tubo x Rosca <i>Tube x Thread</i>	Tubo x Rosca <i>Tube x Thread</i>
	1/4 x 1/8 NPT 1/4 x 1/4 NPT 1/4 x 3/8 NPT 5/16 x 1/8 NPT 5/16 x 1/4 NPT 5/16 x 3/8 NPT 5/16 x 1/2 NPT 3/8 x 1/8 NPT 3/8 x 1/4 NPT	3/8 x 3/8 NPT 3/8 x 1/2 NPT 1/2 x 1/4 NPT 1/2 x 3/8 NPT 1/2 x 1/2 NPT 5/8 x 1/2 NPT 3/4 x 1/2 NPT 3/4 x 3/4 NPT
649F		

Cotovelo 45° Macho <i>Elbow 45° Male</i> <i>Codo 45° Macho</i>	Tubo x Rosca <i>Tube x Thread</i>
	1/4 x 1/8 NPT 1/4 x 1/4 NPT 5/16 x 1/8 NPT 5/16 x 1/4 NPT 3/8 x 1/8 NPT 3/8 x 1/4 NPT 3/8 x 3/8 NPT 3/8 x 1/2 NPT 1/2 x 1/4 NPT 1/2 x 3/8 NPT 1/2 x 1/2 NPT 5/8 x 1/2 NPT
Lote Mínimo de 20 PÇS 649F 45°	

Cotovelo Fêmea <i>Female Elbow</i> <i>Codo Femea</i>	Tubo x Rosca <i>Tube x Thread</i>
	1/4 x 1/8 NPT 1/4 x 1/4 NPT 1/4 x 3/8 NPT 5/16 x 1/8 NPT 5/16 x 1/4 NPT 3/8 x 1/4 NPT 3/8 x 3/8 NPT 3/8 x 1/2 NPT 1/2 x 1/4 NPT 1/2 x 3/8 NPT 1/2 x 1/2 NPT 5/8 x 1/2 NPT
650F	

Cotovelo União <i>Union Elbow</i> <i>Codo Unión</i>	P/Tubo <i>Tube Of</i>
	1/8 3/16 1/4 5/16 3/8 1/2 5/8 3/4 1
655F	

Tee Macho Lateral <i>Run Male Tee</i> <i>Tee Macho Al Lado</i>	Tubo x Rosca <i>Tube x Thread</i>
	1/4 x 1/8 NPT 1/4 x 1/4 NPT 5/16 x 1/8 NPT 5/16 x 1/4 NPT 5/16 x 3/8 NPT 3/8 x 1/4 NPT 3/8 x 3/8 NPT 3/8 x 1/2 NPT 1/2 x 1/4 NPT 1/2 x 3/8 NPT 1/2 x 1/2 NPT 5/8 x 1/2 NPT
671F	

Tee Macho Central <i>Branch Male Tee</i> <i>Tee Macho Al Central</i>	Tubo x Rosca <i>Tube x Thread</i>
	1/4 x 1/8 NPT 1/4 x 1/4 NPT 5/16 x 1/8 NPT 5/16 x 1/4 NPT 5/16 x 3/8 NPT 3/8 x 1/4 NPT 3/8 x 3/8 NPT 3/8 x 1/2 NPT 1/2 x 1/4 NPT 1/2 x 3/8 NPT 1/2 x 1/2 NPT 5/8 x 1/2 NPT
672F	