






Recomendadas para pressão de trabalho de até 3000 libras/pol<sup>2</sup> nas peças forjadas e 1500 libras/pol<sup>2</sup> nas peças retas, cuja característica principal é a versatilidade, oferecendo uma ampla variedade de combinações, modelos e medidas, compõem-se de uma série de peças feitas especialmente para solucionar problemas de instalação e adaptação fora de série e emergências.


| <b>Cotovelo Fêmea</b><br><i>Elbow Female</i><br><i>Codo Mujer</i>                 | Rosca<br>Screw  |
|---|---|
|  | 1/8 NPT<br>1/4 NPT<br>3/8 NPT<br>1/2 NPT<br>3/4 NPT<br>1 NPT<br>1 1/4 NPT<br>1 1/2 NPT<br>2 NPT |
| 100B  |   |


| <b>Cotovelo M/M</b><br><i>Male Elbow</i><br><i>Codo Macho</i>                      | Rosca<br>Screw   |
|--|--|
|  | 1/8 NPT<br>1/4 NPT<br>3/8 NPT<br>1/2 NPT<br>3/4 NPT<br>1 NPT |
| 100B MACHO   |  |


| <b>Tee Fêmea</b><br><i>Female tee</i><br><i>Tee Hembra</i>                         | Rosca<br>Screw  |
|--|---|
|  | 1/8 NPT<br>1/4 NPT<br>3/8 NPT<br>1/2 NPT<br>3/4 NPT<br>1 NPT<br>1 1/4 NPT<br>1 1/2 NPT<br>2 NPT |
| 101B   |   |


| <b>Cruzeta Fêmea</b><br><i>Crosshead Female</i><br><i>Cruzeta Hembra</i>            | Rosca<br>Screw   |
|---|--|
|  | 1/8 NPT<br>1/4 NPT<br>3/8 NPT<br>1/2 NPT<br>3/4 NPT<br>1 NPT |
| 102B  |  |


| <b>União Fêmea</b><br><i>Female Union</i><br><i>Hembra Unión</i>                    | Rosca<br>Screw  |
|---|---|
|  | 1/8 NPT<br>1/4 NPT<br>3/8 NPT<br>1/2 NPT<br>3/4 NPT<br>1 NPT<br>1 1/4 NPT<br>1 1/2 NPT<br>2 NPT |
| 103B  |   |


| <b>União Desmontavel</b><br><i>Detachable Union</i><br><i>Unión Desmontable</i>      | Rosca<br>Screw   |
|--|--|
|  | 1/8 NPT<br>1/4 NPT<br>3/8 NPT<br>1/2 NPT<br>3/4 NPT<br>1 NPT<br>1 1/4 NPT<br>1 1/2 NPT |
| 104B   |  |


| <b>Tampão Fêmea</b><br><i>Plug female</i><br><i>Tapón Hembra</i>                    | Rosca<br>Screw   |
|---|--|
|  | 1/8 NPT<br>1/4 NPT<br>3/8 NPT<br>1/2 NPT<br>3/4 NPT<br>1 NPT<br>1 1/4 NPT<br>1 1/2 NPT |
| 108B  |  |


| <b>Plug Quadrado</b><br><i>Plug Square</i><br><i>Tapón Cuadrada</i>                  | Rosca<br>Screw   |
|--|--|
|  | 1/8 NPT<br>1/4 NPT<br>3/8 NPT<br>1/2 NPT<br>3/4 NPT<br>1 NPT<br>1 1/4 NPT<br>1 1/2 NPT |
| 109B   |  |


| <b>Bucha Redução</b><br><i>Reducing Bushing</i><br><i>Casquilho Redutor</i>       | <b>Rosca x Rosca</b><br><i>Thread x Thread</i>  | <b>Rosca x Rosca</b><br><i>Thread x Thread</i>  |
|---|---|---|
|  | 1/4 x 1/8 NPT<br>3/8 x 1/8 NPT<br>3/8 x 1/4 NPT<br>1/2 x 1/8 NPT<br>1/2 x 1/4 NPT<br>1/2 x 3/8 NPT<br>3/4 x 1/8 NPT<br>3/4 x 1/4 NPT<br>3/4 x 3/8 NPT<br>3/4 x 1/2 NPT<br>1 x 1/4 NPT | 1 x 3/8 NPT<br>1 x 1/2 NPT<br>1 x 3/4 NPT<br>1 1/4 x 3/4 NPT<br>1 1/4 x 1 NPT<br>1 1/2 x 3/4 NPT<br>1 1/2 x 1 NPT<br>1 1/2 x 1 1/4 NPT<br>2 x 3/4 NPT<br>2 x 1 NPT<br>2 x 1 1/2 NPT |
| <b>110B</b>   |   |   |


| <b>Niple Longo</b><br><i>Long Niple</i><br><i>Niple largo</i>                     | <b>Rosca x Comp.</b><br><i>Thread x Comp</i>  | <b>Rosca x Comp.</b><br><i>Thread x Comp</i>   |
|---|---|--|
|  | 1/8 NPT - 3/4<br>1/8 NPT - 1 1/2<br>1/8 NPT - 2<br>1/8 NPT - 2 1/2<br>1/8 NPT - 3<br>1/8 NPT - 3 1/2<br>1/4 NPT - 3/4<br>1/4 NPT - 1 1/2<br>1/4 NPT - 2<br>1/4 NPT - 2 1/2<br>1/4 NPT - 3 1/2 | 3/8 NPT - 1 1/2<br>3/8 NPT - 2<br>3/8 NPT - 2 1/2<br>3/8 NPT - 3<br>3/8 NPT - 3 1/2<br>1/2 NPT - 1 1/2<br>1/2 NPT - 2<br>1/2 NPT - 2 1/2<br>1/2 NPT - 3<br>1/2 NPT - 3 1/2<br>3/4 NPT - 2 1/2<br>1 NPT - 2 1/2 |
| <b>113B</b>   |   |  |


| <b>Cotovelo M/F</b><br><i>Elbow M/F</i><br><i>Codo M/H</i>                          | <b>Rosca</b><br><i>Screw</i>  |
|---|---|
|  | 1/8 NPT<br>1/4 NPT<br>3/8 NPT<br>1/2 NPT<br>3/4 NPT<br>1 NPT<br>1 1/4 NPT<br>1 1/2 NPT<br>2 NPT |
| <b>116B</b>   |   |


| <b>Cotovelo Curto M/F</b><br><i>Short Elbow M/F</i><br><i>Codo Cordo M/F</i>         | <b>Rosca</b><br><i>Screw</i>                                 |
|--|--|
|  | 1/8 NPT<br>1/4 NPT<br>3/8 NPT<br>1/2 NPT<br>3/4 NPT<br>1 NPT |
| <b>116B CURTO</b>  |  |


| <b>Luva Redutora</b><br><i>Reducing Glove</i><br><i>Guante reductor</i>             | <b>Rosca</b><br><i>Screw</i>   |
|---|--|
|  | 1/4 x 1/8 NPT<br>3/8 x 1/8 NPT<br>3/8 x 1/4 NPT<br>1/2 x 1/4 NPT<br>1/2 x 3/8 NPT<br>3/4 x 1/4 NPT<br>3/4 x 3/8 NPT<br>3/4 x 1/2 NPT<br>1 x 1/2 NPT<br>1 x 3/4 NPT |
| <b>119B</b>   |  |


| <b>Adaptador M/F</b><br><i>Adapter M/F</i><br><i>Adaptador M/F</i>                  | <b>Rosca x Rosca</b><br><i>Thread x Thread</i>  | <b>Rosca x Rosca</b><br><i>Thread x Thread</i>  |
|---|---|---|
|  | 1/8 x 1/8 NPT<br>1/8 x 1/4 NPT<br>1/8 x 3/8 NPT<br>1/4 x 1/4 NPT<br>1/4 x 3/8 NPT<br>1/4 x 1/2 NPT<br>1/4 x 3/4 NPT<br>3/8 x 3/8 NPT<br>3/8 x 1/2 NPT<br>3/8 x 3/4 NPT<br>1/2 x 1/2 NPT | 1/2 x 3/4 NPT<br>1/2 x 1 NPT<br>3/4 x 3/4 NPT<br>3/4 x 1 NPT<br>1 x 1 NPT<br>1 x 1 1/4 NPT<br>1 1/4 x 1 1/2 NPT<br>1 1/2 x 1 1/2 NPT<br>1 1/2 x 2 NPT<br>2 x 2 NPT<br>2 x 2 1/2 NPT |
| <b>120B</b>   |   |   |


| <b>Plug Sextavado</b><br><i>Plug Hex</i><br><i>Tapón Hexagonal</i>                | Rosca<br>Screw   |
|---|--|
|  | 1/8 NPT<br>1/4 NPT<br>3/8 NPT<br>1/2 NPT<br>3/4 NPT<br>1 NPT<br>1 1/4 NPT<br>1 1/2 NPT |
| 121B  |  |


| <b>Niple Duplo</b><br><i>Double Niple</i><br><i>Doble niple</i>                    | Rosca<br>Screw   |
|--|--|
|  | 1/8 NPT<br>1/4 NPT<br>3/8 NPT<br>1/2 NPT<br>3/4 NPT<br>1 NPT<br>1 1/4 NPT<br>1 1/2 NPT |
| 122B   |  |


| <b>Niple Redutor</b><br><i>Nipple Reducer</i><br><i>Niple Reductor</i>            | Rosca<br>Screw  |
|---|---|
|  | 1/4 x 1/8 NPT<br>3/8 x 1/8 NPT<br>3/8 x 1/4 NPT<br>1/2 x 1/4 NPT<br>1/2 x 3/8 NPT<br>3/4 x 1/4 NPT<br>3/4 x 3/8 NPT<br>3/4 x 1/2 NPT<br>1 x 3/8 NPT<br>1 x 1/2 NPT<br>1 x 3/4 NPT |
| 123B  |   |


| <b>Cotovelo 45° M/F</b><br><i>Elbow 45° M/F</i><br><i>Codo 45° M/H</i>             | Rosca<br>Screw  |
|--|---|
|  | 1/8 NPT<br>1/4 NPT<br>3/8 NPT<br>1/2 NPT<br>3/4 NPT<br>1 NPT<br>1 1/4 NPT |
| 124B   |   |


| <b>Tee Macho Lateral</b><br><i>Tee Male Side</i><br><i>Tee Macho Lado</i>           | Rosca<br>Screw  |
|---|---|
|  | 1/8 NPT<br>1/4 NPT<br>3/8 NPT<br>1/2 NPT<br>3/4 NPT<br>1 NPT<br>1 1/4 NPT<br>1 1/2 NPT<br>2 NPT |
| 127B  |   |


| <b>Espigão Macho</b><br><i>Male Spike</i><br><i>Espiga masculina</i>                | Mang x Rosca<br><i>Mang x Thread</i>  | Mang x Rosca<br><i>Mang x Thread</i>  | Mang x Rosca<br><i>Mang x Thread</i>  |
|---|---|---|---|
|  | 1/8 x 1/8 NPT<br>3/16 x 1/8 NPT<br>3/16 x 1/4 NPT<br>1/4 x 1/8 NPT<br>1/4 x 1/4 NPT<br>1/4 x 3/8 NPT<br>1/4 x 1/2 NPT<br>5/16 x 1/8 NPT<br>5/16 x 1/4 NPT<br>5/16 x 3/8 NPT<br>5/16 x 1/2 NPT | 3/8 x 1/4 NPT<br>3/8 x 3/8 NPT<br>3/8 x 1/2 NPT<br>3/8 x 3/4 NPT<br>1/2 x 1/4 NPT<br>1/2 x 3/8 NPT<br>1/2 x 1/2 NPT<br>1/2 x 3/4 NPT<br>1/2 x 1 NPT<br>5/8 x 3/8 NPT<br>5/8 x 1/2 NPT | 5/8 x 3/4 NPT<br>5/8 x 1 NPT<br>3/4 x 1/2 NPT<br>3/4 x 1 NPT<br>1 X 1/2 NPT<br>1 x 3/4 NPT<br>1 x 1 NPT<br>1 1/4 x 1 NPT<br>1 1/2 x 1 NPT<br>1 1/2 x 1 1/2 NPT<br>2 x 2 NPT |
| BM  |   |   |   |


| <b>Bico p/ Mang F. Fixo</b><br><i>Nozzle for Mang F. Fixed</i><br><i>Boquilla para Mang F. Fijo</i> | Mang. x Rosca<br><i>Mang. x Thread</i>  | Mang. x Rosca<br><i>Mang. x Thread</i>  |
|---|---|---|
| <br><br><b>BMF</b> | 1/8 x 1/8 NPT<br>1/4 x 1/8 NPT<br>1/4 x 1/4 NPT<br>1/4 x 3/8 NPT<br>1/4 x 1/2 NPT<br>5/16 x 1/8 NPT<br>5/16 x 1/4 NPT<br>5/16 x 3/8 NPT<br>5/16 x 1/2 NPT<br>3/8 x 1/8 NPT<br>3/8 x 1/4 NPT | 3/8 x 3/8 NPT<br>3/8 x 1/2 NPT<br>1/2 x 1/4 NPT<br>1/2 x 3/8 NPT<br>1/2 x 1/2 NPT<br>1/2 x 3/4 NPT<br>5/8 x 1/2 NPT<br>3/4 x 1/2 NPT<br>3/4 x 3/4 NPT<br>1 x 3/4 NPT<br>1 x 1 NPT |

| <b>Bico Mang. Fêmea Gir.</b><br><i>Mang Nozzle. Female Gir.</i><br><i>Boquilla Mang. Gir</i>         | Mang x Rosca<br><i>Hose x Thread</i>  |
|--|---|
| <br><br><b>BMG</b> | 1/4x 1/4 BSP<br>5/16 x 1/4 BSP<br>3/8 x 1/4 BSP<br>3/8 x 3/8 BSP<br>1/2 x 3/8 BSP<br>1/2 x 1/2 BSP<br>1/2 x 3/4 BSP<br>3/4 x 3/4 BSP<br>1 x 1 BSP<br>5/16 x 9/16 DIR<br>5/16 x 9/16 ESQ |

| <b>Cotovelo Bico p/ Mang.</b><br><i>Elbow Nozzle W/Hose</i><br><i>Codo Boquilha W/Mang.</i>              | Mang. x Rosca<br><i>Hose x Thread</i>   |
|--|---|
| <br><br><b>COTO/BM</b> | 3/16 x 1/8 NPT<br>1/4 x 1/8 NPT<br>1/4 x 1/4 NPT<br>5/16 x 1/8 NPT<br>5/16 x 1/4 NPT<br>3/8 x 1/4 NPT<br>3/8 x 3/8 NPT<br>1/2 x 1/4 NPT<br>1/2 x 3/8 NPT<br>1/2 x 1/2 NPT |

| <b>União p/ Mangueira</b><br><i>Union p/ Hose</i><br><i>Unión p/ Mang.</i>                            | Rosca<br><i>Screw</i>                               |
|---|---|
| <br><br><b>BMD</b> | 1/8<br>1/4<br>5/16<br>3/8<br>1/2<br>3/4<br>1<br>1/2 |

| <b>Tee p/ Mangueira</b><br><i>Hose Tee</i><br><i>Tee p/ Mangueira</i>                                 | Mangueira<br><i>Hose</i>                       |
|---|--|
| <br><br><b>TBM</b> | 1/8<br>1/4<br>5/16<br>3/8<br>1/2<br>1<br>1 1/4 |

| <b>Plug Sext. Interno</b><br><i>Plug Hex Internal</i><br><i>Tapón Hexagonal Interna</i>               | Rosca<br><i>Screw</i>  |
|---|--|
| <br><br><b>K37</b> | 1/8 NPT<br>1/4 NPT<br>3/8 NPT<br>1/2 NPT<br>3/4 NPT<br>1 NPT<br>1 1/4 NPT<br>1 1/2 NPT |